

RLW Reactors

State-of-the-art solution for
absorbing everyday power line
disturbances



- **Proven performance in the field**
- **Reliable and economical**
- **Compact and light-weight**
- **Ideal for OEMs, integrators and panel builders**

Smaller. Lighter.

Our RLW Line/Load Reactors are a state-of-the-art solution for absorbing everyday power line disturbances that can damage or shut down variable frequency drives (VFDs) and other sensitive equipment. They work on both the line side and load side to give you an economical way to reduce nuisance tripping, reduce harmonic distortion and minimize long lead effects. Their epoxy impregnated design also reduces audible noise, and improves structural and moisture integrity.

Put an end to power spike issues and minimize downtime with our RLW Line/Load Reactors from MTE.

Stop nuisance tripping and harmonic distortion with our RLW Reactors.



Our RLW Reactors are the state-of-the-art filtering solution for virtually any 4 or 6-pulse rectifier or power conversion unit. There are units available for amperage ratings from 0.5A to 750A. Our 3% impedance option is 90% effective and our 5% option extends spike protection to 99%.

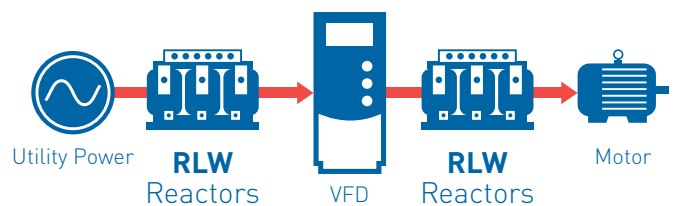
Smaller size and weight makes these units ideal for OEMs, integrators and panel builders.

Wider range of impedance values for accurate and cost-effective selection.

DIN Rail mounting options for easy panel installation.

UL/cUL listed and CE marked for all your installation requirements.

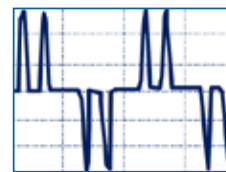
RLW Reactors



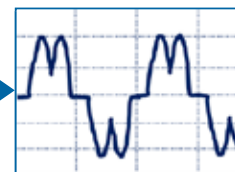
Preliminary Performance Specifications	
Impedance Levels	1.5%, 3% and 5%
Continuous Service Factor	100%
Overload Rating - Line Side	150% of RMS rating for 1 minute 200% of RMS rating for 10 seconds
Input Voltage Range	208V - 690V
Current Range	0.5A - 750A
Temperature Rise	140°C
Ambient Temperature	-40 to 50°C
Altitude Maximum Without Derating	1,000 meters
Fundamental Frequency	50/60 Hz
Inductance Curve	100% at 100% Current 80% at 150% Current 50% at 200% Current

Final product specifications subject to change at anytime.

MTE Input Reactor

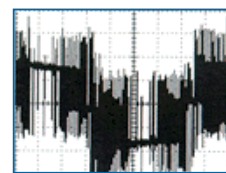


Waveform without reactor

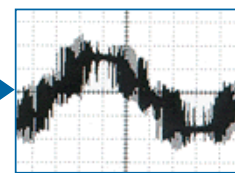


Waveform with reactor

MTE Output Reactor



Waveform without reactor



Waveform with reactor



MTE Corporation
N83 W13330 Leon Road
Menomonee Falls WI 53051
(800) 455-4MTE • (262) 253-8200