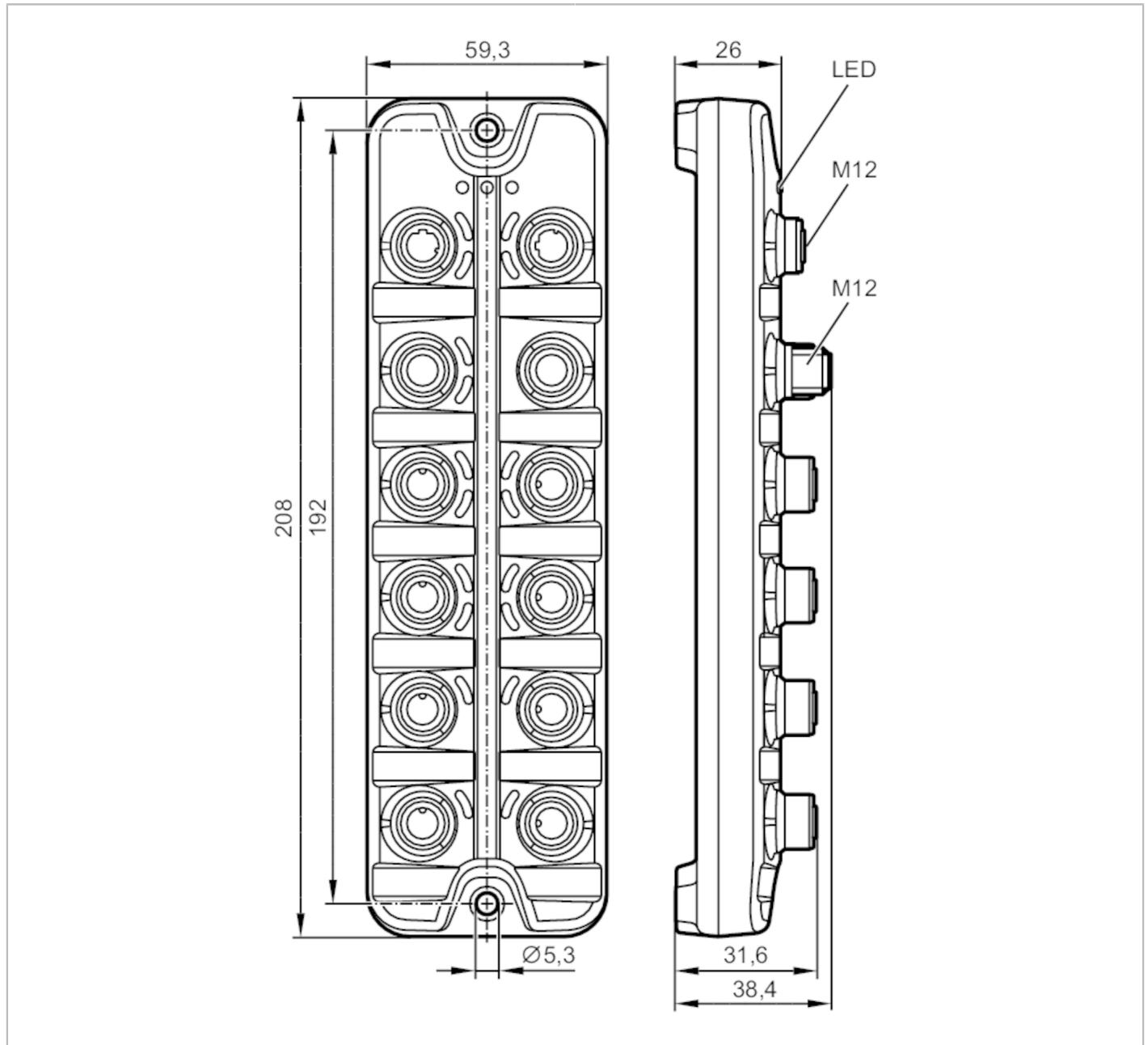


# AL1222



## IO-Link master with EtherNet/IP interface

IO-Link Master PL EIP 8P IP67



Application	
Application	I/O modules for field applications
Daisy-chain function	voltage supply; fieldbus interface
Electrical data	
Operating voltage [V]	20...30 DC; (US; to SELV/PELV)
Current consumption [mA]	300...3900; (US)
Protection class	III
Additional voltage supply [V]	20...30 DC; (UA)
actuator supply UA	
Max. current load total [A]	3.6



## IO-Link master with EtherNet/IP interface

IO-Link Master PL EIP 8P IP67

sensor supply US	
Max. current load total	[A] 3.6
<b>Inputs / outputs</b>	
Total number of inputs and outputs	12; (configurable)
Number of inputs and outputs	Number of digital inputs: 12; Number of digital outputs: 8
<b>Inputs</b>	
Number of digital inputs	12; (IO-Link Port Class A: 4 x 2; IO-Link Port Class B: 4 x 1)
Switching level high	[V] 11...30
Switching level low	[V] 0...5
Digital inputs protected against short circuits	yes
<b>Outputs</b>	
Number of digital outputs	8; (IO-Link Port Class A: 4 x 1; IO-Link Port Class B: 4 x 1)
Max. current load per output	[mA] 200
Short-circuit proof	yes
<b>Interfaces</b>	
Communication interface	Ethernet; IO-Link
Addition	Supported network topologies; line; ring; DLR
<b>Ethernet</b>	
Transmission standard	10Base-T; 100Base-TX
Transmission rate	10; 100
Protocol	EtherNet/IP
Factory settings	IP address: 192.168.1.250
	subnet mask: 255.255.255.0
	gateway IP address: 0.0.0.0
	MAC address: see type label
<b>IO-Link Master</b>	
Transmission type	COM 1 / COM 2 / COM 3
IO-Link revision	1.1
Number of ports class A	4
Number of ports class B	4
<b>Operating conditions</b>	
Ambient temperature	[°C] -25...60
Storage temperature	[°C] -25...85
Max. relative air humidity	[%] 90
Protection	IP 65; IP 66; IP 67
Degree of soiling	2



## IO-Link master with EtherNet/IP interface

IO-Link Master PL EIP 8P IP67

Tests / approvals		
EMC		EN 61000-6-2
		EN 61000-6-4
Shock resistance		DIN EN 60068-2-27
Vibration resistance		DIN EN 60068-2-64 2009-04
		DIN EN 60068-2-6 2008-10
MTTF	[years]	90

Mechanical data		
Weight	[g]	382.4
Materials		housing: PA; socket: brass nickel-plated

Remarks		
Remarks		For further information please see the operating instructions.
Pack quantity		1 pcs.

### Electrical connection - Process connection

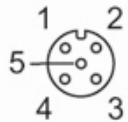
#### IO-Link Port Class A X01...X04

- |   |                          |
|---|--------------------------|
| 1 | Sensorversorgung (US) L+ |
| 2 | digital input            |
| 3 | Sensorversorgung (US) L- |
| 4 | C/Q IO-Link              |
| 5 | not used                 |

#### IO-Link Port Class B X05...X08

- |   |                            |
|---|----------------------------|
| 1 | Sensorversorgung (US) L +  |
| 2 | Aktuatorversorgung (UA) L+ |
| 3 | Sensorversorgung (US) L-   |
| 4 | C/Q IO-Link                |
| 5 | Aktuatorversorgung (UA) L- |

Connector: M12





## IO-Link master with EtherNet/IP interface

IO-Link Master PL EIP 8P IP67

### Electrical connection - voltage supply IN

#### X31

1	+ 24 V DC (US) brown
2	GND (UA) white
3	GND (US) blue
4	+ 24 V DC (UA) black

Connector: M12

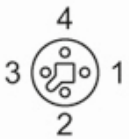


### Electrical connection - voltage supply OUT

#### X32

1	+ 24 V DC (US) brown
2	GND (UA) white
3	GND (US) blue
4	+ 24 V DC (UA) black

Connector: M12



### Electrical connection - Ethernet

#### IN / OUT X21, X22

1	TX +
2	RX +
3	TX -
4	RX -
5	not used

Connector: M12

# AL1222

## IO-Link master with EtherNet/IP interface

IO-Link Master PL EIP 8P IP67

