

# Dial Test Indicators

## SERIES 513 – Pocket Dial Test Indicator


- Jewelled bearings assure higher sensitivity and accuracy. Indicator can be mounted by clamping the stem or the body (except for 513-517WT).
- Reversible measuring direction.
- Two holding bars are supplied. (Full sets only.)
- Fully adjustable bezel/dial face.
- Stylus is adjustable within 220°.
- Bezel is sealed with an O-ring to keep out water and oil.



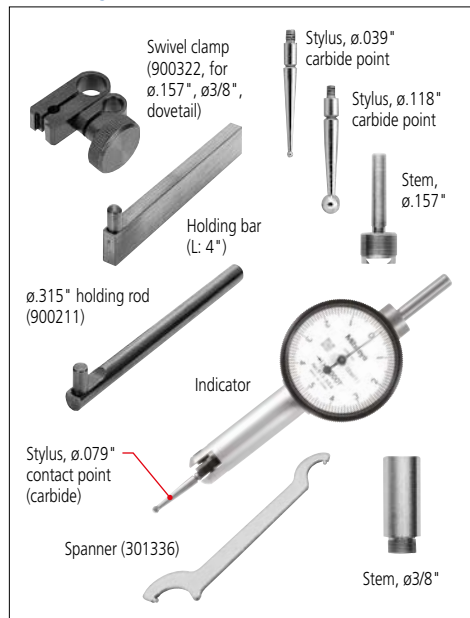
### Specifications

Metric					
Code No.	Graduation	Range	Accuracy	Scale	Measuring force
Full set					
513-514T	0.01 mm	0.5 mm	10 μm	0-25-0	0.3 N or less
513-517T		0.8 mm	8 μm	0-40-0	
513-517WT					
513-503T	0.002 mm	0.2 mm	3 μm	0-100-0	0.4 N or less
513-501T	0.001 mm	0.14 mm		0-70-0	
Inch					
Code No.	Graduation	Range	Accuracy	Scale	Measuring force
Full set					
513-518T	.001"	.04"	±.001"	0-20-0	0.3 N or less
513-512T	.0005"	.02"	±.0005"	0-10-0	
513-504T	.0001"	.01"	±.0002"	0-5-0	

### Set Configuration: Metric



### Set Configuration: Inch



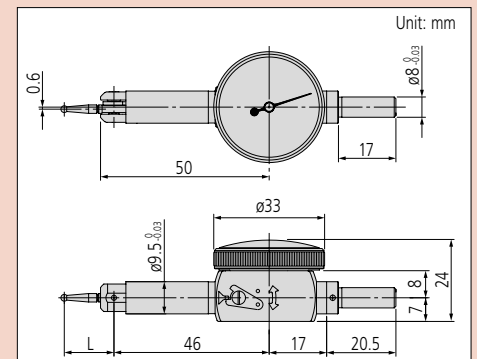
### Features

Metric			
Code No.	!	◆	□
513-501T	—	—	—
513-503T	—	✓	—
513-514T	✓	✓	—
513-517T	—	✓	—
513-517WT	—	✓	✓
Inch			
Code No.	!	◆	□
513-504T	—	✓	—
513-512T	✓	✓	—
513-518T	—	✓	—

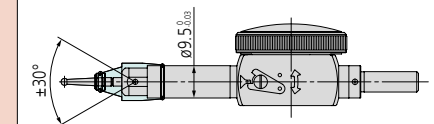
### Optional Accessories

Swivel clamps, holding bars, stems and styli refer to pages F-51 to F-53 for details.

### Dimensions



The rubber boot on 513-517WT restricts stylus movement to an inclination range of ±30°, and also prevents mounting this indicator by the body in a ø9.5 (ø3/8") clamping hole (as on the 900322 swivel clamp).



Code No.	L
513-501T	12.0
513-503T	14.7
513-514T	36.8
513-517T	20.9
513-517WT	20.9