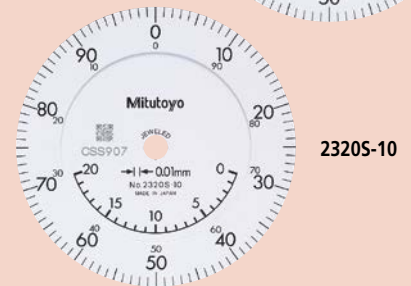
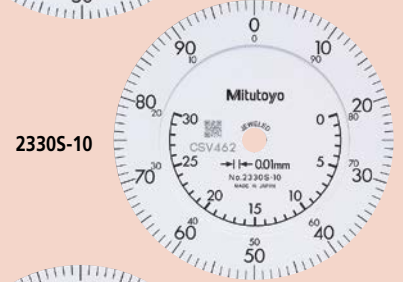


# Dial Indicators

## SERIES 2 – Long Stroke Dial Indicators

- Long stroke dial indicators with a  $\varnothing 57$  mm outer frame. All models are equipped with limit markers and a bezel clamp as standard.
- An O-ring is employed to ensure air-tightness between the outer frame and the crystal case to prevent water or oil penetration.
- Both the stem and the plunger are made of high-strength quench-hardened stainless steel suitable for heavy-duty use.
- A carbide-tipped contact point is employed.
- The grand gear is made of stainless steel with high resistance to wear and deformation.
- Application of a hard coating on the surface of the crystal makes it highly resistant to scratching and chemical attack.
- The bezel clamp and lifting lever (optional) can be attached to either the right or left side. These parts can be easily installed and removed without tools.



### Specifications

#### Metric

Code No.	Graduation	Range (range/rev)	Accuracy				Repeat-ability	Scale	Measuring force
			Overall	Retrace	1/10 rev	1 rev			
2050S	0.01 mm	20 mm (1 mm)	20 $\mu$ m	5 $\mu$ m	8 $\mu$ m	15 $\mu$ m	4 $\mu$ m	$\pm 0-100$	2.0 N or less
2320S-10									
2052S		30 mm (1 mm)	25 $\mu$ m	7 $\mu$ m	10 $\mu$ m	15 $\mu$ m	5 $\mu$ m		
2330S-10									

#### Inch

Code No.	Graduation	Range (range/rev)	Accuracy		Repeat-ability	Scale	Measuring force
			First rev / 2.5 rev / 10 rev	Retrace			
2416S	.001"	1" (.1")	$\pm .001$ " / $\pm .001$ " / $\pm .002$ "	.0002"	$\pm .0002$ "	$\pm 0-100$	1.8 N or less
2416S-10							
2417S		2" (.1")	$\pm .001$ " / $\pm .001$ " / $\pm .002$ " / $\pm .003$ " (first 20 rev)	.00033"		$\pm 0-100$	2.5 N or less
2424S-19							
2776S	.0005"	1" (.05")	$\pm .0005$ " / $\pm .0005$ " / $\pm .0015$ "	.0002"	$\pm .0001$ "	$\pm 0-50$	
2904S	.001"	1" (.1")	$\pm .001$ " / $\pm .001$ " / $\pm .002$ "		$\pm .0002$ "	100-0	1.8 N or less

## Features

Metric							
Code No.							
2050S	✓	—	—	✓	—	—	—
2052S	✓	—	—	✓	—	—	—
2320S-10	✓	—	—	✓	✓	✓	—
2330S-10	✓	—	—	✓	✓	✓	—

Inch							
Code No.							
2416S	✓	—	—	—	—	—	—
2416S-10	✓	—	—	—	✓	—	—
2417S	—	✓	—	—	—	—	—
2424S-19	✓	—	✓	—	✓	✓	—
2776S	✓	—	—	—	—	—	—
2904S	✓	—	—	—	—	—	✓

## Optional Accessories

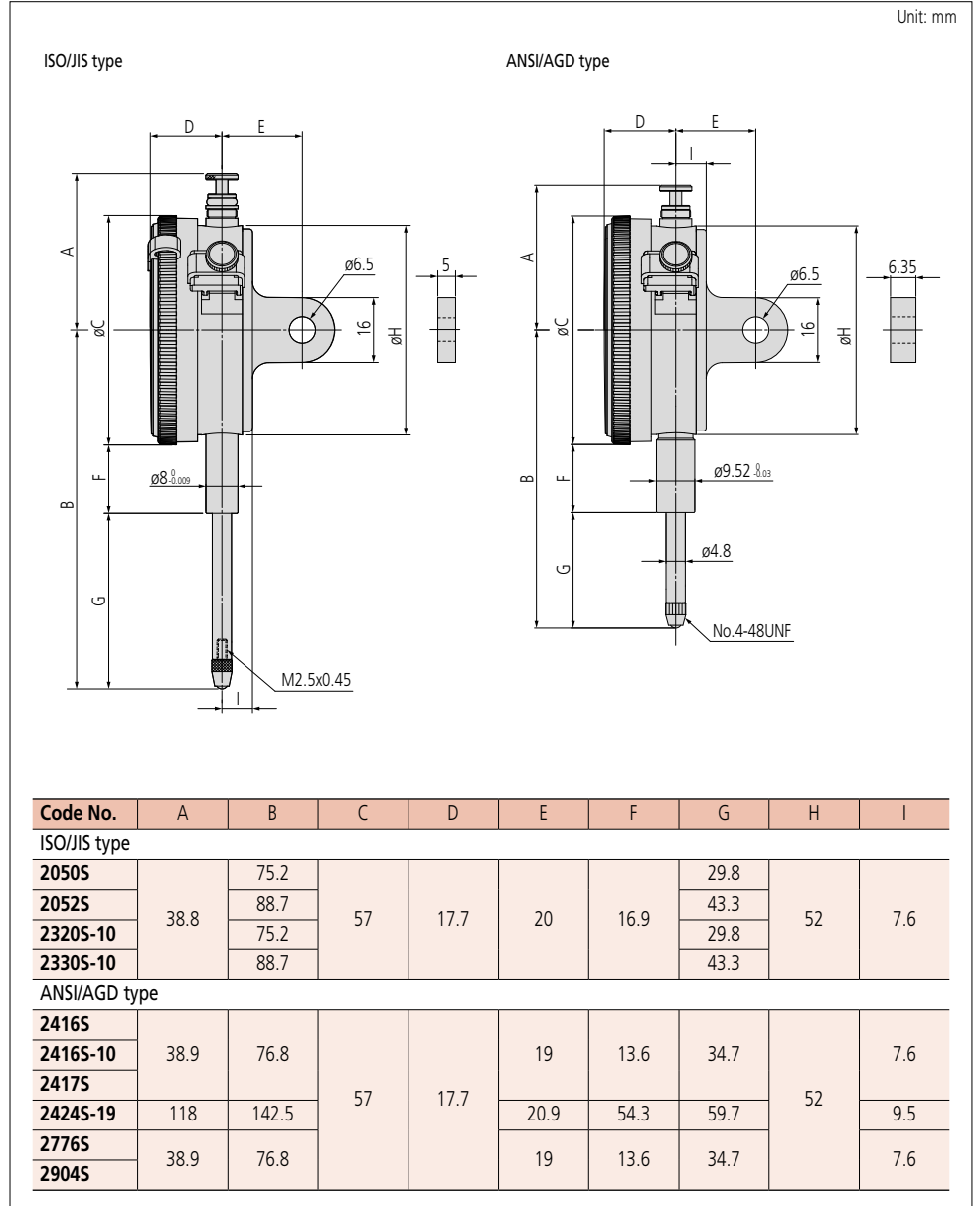
Contact points for Mitutoyo's dial indicators refer to pages F-37 to F-40 for details.

Interchangeable backs refer to page F-41 for details.

Plunger lifting aids refer to page F-42 for details.

Measuring stands refer to pages F-67 to F-72 for details.

## Dimensions



F